

# The Lake Sybelia Facts Project

A Collection of Fun Facts about  
Lake Sybelia Elementary School

By: Miss Kelly's 4<sup>th</sup> Grade Class  
May, 2013

# The LSE Facts Project

This project began when Miss Kelly's class sent out a survey to collect data about many different topics in our school. We collected data from teachers in every grade and gathered data from our P.E teachers, art & music teachers, nurse, parents, students and more!

When all the results came in from the survey, we gathered and organized our data and then worked to draw conclusions from it. With our information ready, we then began to make Power Points in order to create a product which would share with our community what Lake Sybelia Elementary is all about!

There are facts about everything from food to art.  
**Enjoy!**




**AT LSE, STUDENTS  
CONSUME ABOUT**

**1,200**



**SLICES OF PIZZA  
EVERY MONTH!**

55% of LSE students are  
taught about



**11-25**



historical figures!



AT LAKE SYBELIA,  
82% OF STUDENTS SOLVE




11-40

MATH PROBLEMS IN  
CLASS EACH DAY.



**82% of students answer**

**11 - 40**



**Math questions  
each day!**

At LSE, students eat about

**200**



pounds of vegetables  
each week!

**64% of LSE students  
participate in more than**



**Science lessons each  
grading period.**



**Here at Lake Sybelia,  
we get about**

**51-60**



**visitors every day!**

**55% of LSE teachers  
complete  
21+ hours  
of professional  
development each year.**



4,397

of the books in the media  
center are Fiction.

That's 49%  
of the  
books!

AT LAKE SYBELIA,  
WE USE AT LEAST

10

GALLONS OF PAINT  
EVERY YEAR!



**Here at LSE,**

**23%**



**of teachers have about 15  
students in their class.**



Small teacher-  
student ratios are  
a priority at LSE!

4,553 books in the LSE  
media center are



**Non-Fiction.**




Wow! That's 51%!  
That probably means  
LSE students like  
non-fiction books a lot.

**96% of LSE teachers teach**

**4 - 8**

**math lessons per week.**



Our teachers are very determined  
to have their students  
learn new things in math!



**14%**

**OF LSE TEACHERS HAVE  
THREE IN THEIR  
CLASSROOMS!**



158 students

read 3 or more

Sunshine State Books

each year.


At LSE we have

10,984

books in the  
media center

Kids at LSE like  
to read books  
from the  
Media Center.

In 2012-2013 the most  
checked out book was



**TURTLE IN  
PARADISE**

At LSE, students devour about



350

hamburgers each month!



Here at LSE,  
we use about



pounds of clay  
each year!


**Two people at LSE  
say that they have**

**1,000**

**books at home!**

**57% of us have 100 – 400 books!**

*Here at LSE,*



*64%*

*of our teachers have  
2 or more degrees!*



Here at LSE the  
third, fourth,  
and fifth  
graders run  
about...



1 mile  
each week in FEB!



Approximately

**183**

Media Center books are  
lost each year!





At LSE,  
we spend

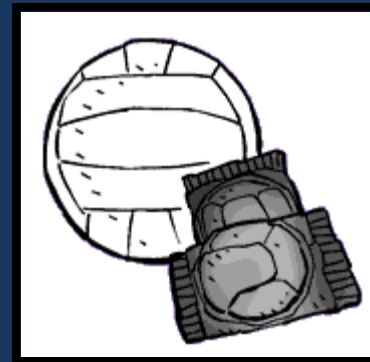


**\$1,000**

on art supplies every year!

Wow! That's a lot of masterpieces!

52% OF LSE FAMILIES  
GO TO SPORTING  
EVENTS REGULARLY.



**At LSE, fewer than**



**1%**

**of students say they have  
a TV in their bedroom.**



**Students at LSE have**

**over 40**



**special talents!**



At Lake Sybelia,  
we create





630 to 1,260

Art projects every  
grading period!



55% of LSE teachers say that  
1-2 professional scientists help  
their students learn  
each year!



Some come **in person**, others help us  
learn through educational **videos**,  
**websites**, **articles**, and even **books**!

In the Art Room, we  
create at least



1,000



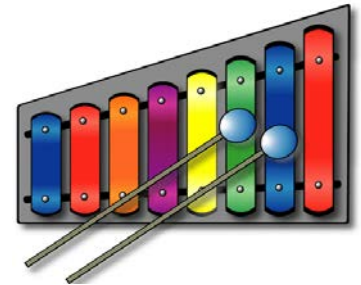
paintings each school year!



**There are about**



500



**instruments in the  
music room.**

**At LSE, over**

**68**

**percent of our teachers  
have been teaching for  
over**

**10 years!**


# At the Lake Sybelia Clinic,




Another 40  
are treated  
with  
Band-Aids!  
Ouch!

**Injuries are treated with  
ice each week!**

**88%** of our teachers  
have more than one  
teaching certificate.



*At Lake Sybelia, less than*

A graphic of a scroll with a blue border and a light orange background. The scroll is unrolled on the left and right sides, with small blue circles at the top corners. The text "1%" is written in a large, bold, black font in the center of the scroll.


**1%**

**of the students speak  
a second language  
besides English!**


At LSE, 82% of classes solve



11-40



Math problems each day!



# HERE AT LSE



# 71%

# OF TEACHERS USE MOVEMENT

# BREAKS ON A REGULAR BASIS.



AT LSE



26-30


MINUTES ARE SPENT MOVING

AT EACH PE CLASS.






# LSE STUDENTS DO



Over 200 sit-ups




EACH 9 WEEKS.

41% of LSE teachers said  
they have more than



300



Kids at  
LSE  
must  
love to  
read!!

books in their classroom library!

55% of teachers  
say that their  
students get to  
make up to  
10 choices each day.

Classroom choices are things like  
what to read, where to sit, class  
votes, and how to share new  
knowledge!

In an average month,



7,450

Half-pints of milk  
are served

in the LSE cafeteria.



On an average day, 56%  
of kids eat school made  
lunch at LSE.



This probably  
means that the  
lunch room  
staff has to  
work hard  
every day!

DID YOU KNOW...




THAT  
PROBABLY  
MEANS  
THAT  
THOSE  
GRADES  
HAVE THE  
MOST KIDS!  
WOW!

THAT 1<sup>ST</sup> AND 3<sup>RD</sup> GRADES  
HAVE THE MOST TEACHERS?!

**150 lbs. of**

**frozen food**



**are delivered to**

**LSE each week.**




On an average day,

19

It's  
important  
to be on  
time to  
school!

students are late for school!





**62%** of our teachers say that their  
LSE students will learn over

**4000**

**new words each year!**



**On an average day,**

**73**


**cars go through the  
car line.**

On a  
Walking  
School Bus  
day, that  
number  
drops to 58!



The most popular video game at  
L.S.E. seems to be

Minecraft




according to the surveys.

**91%** of Lse  
families  
participate in  
fundraisers  
each year!


We are very  
fortunate to have  
such amazing and  
supportive families!

41% of LSE classes use  
the playground for over  
60 minutes per week.



15-minutes a  
day helps us to  
learn and grow!

The most frequently used  
computer program in L.S.E. is




SuccessesMaker

48% of LSE families go out for frozen yogurt at least once a month.



We must really like yogurt!!!



**36%** of LSE teachers  
participate in  
*“Lunch Bunch”*  
regularly.



**55% of teachers  
spend more than  
\$200 per year on  
their classrooms.**

**Our primary  
students run  
half-a-mile  
at each week.  
That's about  
18 miles  
each year!**

Intermediate students run twice that far! That means by the end of fifth grade you will have run about 162 miles! That's like running to Tampa and back!

36% of LSE students play  
video games for

3 to 5 hours a week!



# A Few Notes About Our Project

This project gave us a great opportunity to **create and refine questions**, to work with **real data**, to practice a few **Math skills**, to **draw conclusions**, and to use **our technology skills**.

We would like to recognize the fact that this survey gives a partial view of our school community. With only a small percentage of the student and parent groups responding to the survey, we realize that not all of our numbers accurately represent our school. To help with this problem, we occasionally compared our responses to the whole student population rather than to just the small number of students who responded, with the intention of giving the most accurate view available from the data we have.

If you would like to see the Student Survey and Parent Survey, follow these links: <http://www.surveymonkey.com/s/ZMSTGBL> (parent) and <http://www.surveymonkey.com/s/ZM6T96T> (student).

# Credits Page

Movement pages by: Nick & Zion

Reading and Books by: Logan & Lewai

Food done by: C.J. & Conner

Science and Social Studies by: Andrew and Ryan B.

Math and Numbers by: Emma & Sydney

Art and People done by: Hannah & Raivynn

Entertainment by: Lauren & Jacob

Other by: Claire