



Valentine Mix-Up















*Oh No! There has been a terrible mix-up at the **ACME Card Factory!***

The robot arms that sort all of the card-making materials malfunctioned and sorted the materias for the Valentine's Day cards into the wrong boxes!

You'll need to save the day by using a Morphological Matrix to create ALL NEW Valentine's Day cards!

It won't be easy... some of the materials will need lots of work to be able to fit into a Valentine wish!

	<i>Color</i>	<i>Image</i>	<i>Message</i>	<i>Character</i>
1	pink		You're special!	
2	red	hearts	I'm your secret admirer.	
3				
4				



Make your combinations!



Name: _____

Date: _____



Color

VALENTINE'S CARD MIX-UP: COOL COMBINATIONS

Image

Message

Character



1. _____ + _____ + _____ + _____

New Idea: _____

2. _____ + _____ + _____ + _____

New Idea: _____

3. _____ + _____ + _____ + _____

New Idea: _____



Now it's time to put your combinations to work!

1. Choose your two favorite combination sets.
2. Use the Word documents in our class file to create one Valentine's Day "card" for each of your favorite sets.

Type your name: _____ 2-5-14

Type your text here.

Type your text here.



Color = black

Image = birthday gift

Message = "You're special."

Character = alien

You're so special..



... even creatures from
other planets want to
be your Valentine!



Being your friend is a true gift!



My Valentine's QR Codes



Happy Valentine's Day!

To: _____

From: _____



Happy Valentine's Day!

To: _____

From: _____