

Name: \_\_\_\_\_

Date: \_\_\_\_\_

## Thanksgiving Thinking Challenge: Cover Page

~ My goal is to complete at least \_\_\_\_\_ of these challenges!

~ You'll have 15 minutes at each center. If you need to stay for extra time in order to finish, that's OK. Just watch your goal!

~ Once you're finished, we'll be sharing our favorite ideas. Use this page as a cover page to keep track of your work!

Center Number	Who	What	How	Where	Done? Checkmark
1	All together	<u>Productive</u> Thinking	Make a list of M,V,U things we do and enjoy on Thanksgiving (in the present).	On lined paper	
2	On my own (15-20 minutes)	Attribute Listing & Memory check	Using the website Miss Kelly set up for you, list the names and attributes of 5-8 of the giant balloons or floats that will be in the Macy's Parade!	On lined paper	
3	On my own (15-20 minutes)	Put To Other Uses & Substitute	Draw (and label) a place setting for a Thanksgiving dinner that puts other objects to new uses! (You can't use forks, knives, spoon, glasses, plates, etc.)	On large art paper	
4	With a friend (15-20 minutes)	Magnify or Minify	Choose one of the Thanksgiving related items out of the Gobble Gobblet and magnify or minify it! Make a drawing that shows your idea (with labels).	Unlined paper	
5	All together	Modify	How can we modify Thanksgiving to improve it?	Promethean Board	
6	On My Own (15-20 minutes)	Adapt	Think of 3-6 ideas for the Thanksgiving of the future!	On the activity page	

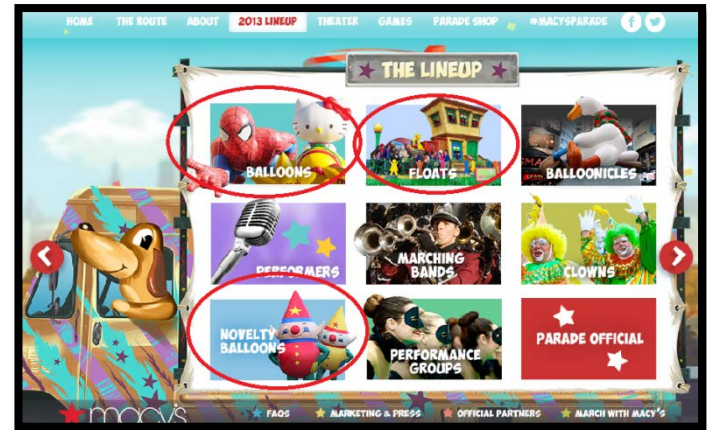
## Center Directions: Attribute Listing & Memory Check

Macy's Thanksgiving Day Parade Website: The Lineup

[http://social.macys.com/parade/?cm\\_mmc=VanityUrl--parade--n--n#/lineup](http://social.macys.com/parade/?cm_mmc=VanityUrl--parade--n--n#/lineup)

### Step One:

For 5-7 minutes you can go on the computers to the Macy's website. You can use the BALLOONS and FLOATS links to get to information, but that's all! Study hard! Once you leave the computers, you'll have to work from memory!



### Step Two:

Your Task: Get a piece of lined paper and list the names and attributes of 5-8 of the giant balloons or floats that will be in the Macy's Parade! You'll have to be neat, accurate, and organized about how you do your work! Give the name of the balloon or float on the left side and make a list of M,V, U attributes on the right side!

## Center Directions: Put To Other Uses & Substitute


Get a piece of large white art paper and draw a place setting for a very strange Thanksgiving dinner!

At your dinner, there are NO forks, knives, spoon, glasses, plates, etc, so you must put other objects to new uses! Be sure to label the items you're using!

What can you use instead of a fork? What might replace a glass? You must think of objects that were NOT meant to be used for eating!

If you like, you can get a piece of lined paper to gather your ideas and thoughts.

Note: You should use the model Miss Kelly left as an example for what belongs at a place setting. Make sure you have all of those elements present!



## Center Directions: Magnify or Minify

Please come to this center with another person.

Pull one of the Thanksgiving related items out of the Gobble Gobblet. You must use whichever one you pull. You cannot trade.

One of you will need to minify their item and the other will need to magnify theirs. Take a moment to decide who will do what.


Ready? Now it's time for you to either minify or magnify your item.

How will it be different? What might it be used for? Who will want it?

Talk about M,V,U ideas it with your partner before deciding on your best idea.

Once you each have a good idea, make a drawing that shows your idea! Be sure to use titles and labels so that anyone looking at your picture will understand it fully.

Be careful to use your time well!



## Center Directions: Adapt


Take a copy of the future Thanksgiving activity page and complete it.

If you're looking for ideas for what kind of Thanksgiving items can go in the left column, take a look at your Morning Munchies list from this morning!

Remember that your ideas must make a BIG change to the the item so that it will be useable in the future!

Try to complete at least 3-6 ideas during your 15-20 minutes of work time.

Remember to write your ideas neatly and clearly. Describe them well so that other people can understand them without you having to explain it.



Name: \_\_\_\_\_

Date: \_\_\_\_\_

**Thanksgiving... In the year 2509!**

Directions: On the left, write something that many people enjoy or do for or on Thanksgiving in the present day. On the right, ADAPT that activity so that it fits the future of Thanksgiving!

**Thanksgiving Today**

**Future Adaptations**

Cook in an oven

Cook in a solar-turbo-heat-bubble that surrounds each item of food and cooks it perfectly. When it's done, the bubble pops and the food is ready!

Watch a football game on TV

Watch football in virtual room where it feels like you're really on the sidelines watching the game. You even have to wear a jacket because it's cold out!

\_\_\_\_\_

\_\_\_\_\_

\_\_\_\_\_

\_\_\_\_\_

\_\_\_\_\_

\_\_\_\_\_

\_\_\_\_\_

\_\_\_\_\_

\_\_\_\_\_

\_\_\_\_\_

\_\_\_\_\_

\_\_\_\_\_

---

---

---

---

---

---

---

---

---

---

---

---

---

---

---

---

---

---

---

---

---

---

---

---

---


---

---

---

---

---



If you're looking for a challenge, choose your favorite idea from this page and make a Circle Map for it on the back of this paper! Fill the Circle Map with details and ideas to s-t-r-e-t-c-h your idea! (That's called **ELABORATION** and it shows some very good thinking!)

Name: \_\_\_\_\_

Date: \_\_\_\_\_

## Thanksgiving Thinking Challenge: How Did I Do?

~ My goal was to complete at least \_\_\_\_\_ challenges. I completed \_\_\_\_\_.

~ Circle the center numbers of the centers that you worked on. In the columns below, give yourself a score of a 1, 2, or 3 in each column.

Center Number	What	How	Amount/ Complete	Neatness	Quality of My Ideas
1	<u>Productive Thinking</u>	Make a list of M,V,U things we do and enjoy on Thanksgiving (in the present).			
2	Attribute Listing & Memory check	Using the website Miss Kelly set up for you, list the names and attributes of 5-8 of the giant balloons or floats that will be in the Macy's Parade!			
3	Put To Other Uses & Substitute	Draw (and label) a place setting for a Thanksgiving dinner that puts other objects to new uses! (You can't use forks, knives, spoon, glasses, plates, etc.)			
4	Magnify or Minify	Choose one of the Thanksgiving related items out of the Gobble Gobblet and magnify or minify it! Make a drawing that shows your idea (with labels).			
5	Modify	How can we modify Thanksgiving to improve it?			
6	Adapt	Think of 3-6 ideas for the Thanksgiving of the future!			