



February 2012 Issue

Teacher Site Links:

- [Emily Bringardner](#)
- [Vanessa Brown](#)
- [Steve Haugrud](#)
- [Joanna Levine](#)

Important Links:

[DPHS Student Art Gallery](#)

Inside this issue:

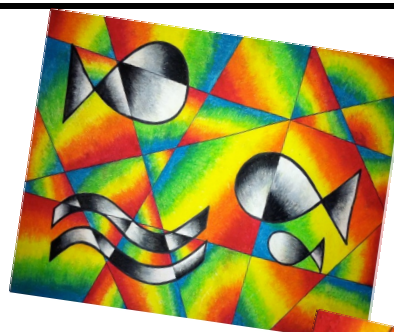
Featured Artists	P. 1
AP Art Club	P. 3
Supplies Request	P. 7
Bringardner's Class Corner	P. 1
Brown's Class Corner	P. 5
Dobrowolski's Class Corner	P. 6
Haugrud's Class Corner	P. 3
Levine's Class Corner	P. 3-4



Mrs. Bringardner's Class Corner

CUBISM Comes to Class

Who is the Father of Cubism? The students in Mrs. Bringardner's drawing classes know the answer is **Pablo Picasso**. This semester, after studying the origin and principles of Cubism, students worked hard using line, shape, and color to create their own original Cubist drawings. The results were inspiring. Using oil pastels, the students put together brilliant color combinations and transformed simple line drawings into true works of art. Surely Pablo Picasso would have been proud to see the variety of colors and the freedom of expression in DP's students' amazing Cubist creations.




By Aimen
Amin, 9th grade

By Katherine
Houston,
10th grade



Aubrey plans to attend UCF and study abroad in Italy.



Sxyvaan plans to go to school in California and study the arts.

Introducing Our New Visual Arts Newsletter!



A word from the artists of our new letterhead

Aubrey Johnson and Sxyvaan Pichon

The letterhead design was a combined effort of students and teachers which took a lot of consulting, adjusting, and more consulting. Initially, we heard the ideas for the theme of the newsletter, "*Panther Vision: Seeing the World Through Art*" and then we worked from there. We all decided that a panther theme, based off of the title given, was a good idea, but before we pursued any serious designs, we had to brainstorm. After we created thumbnails, we met with Mr. Haugrud, who served as the go-between the "clients" and ourselves, and we gave him the thumbnails to pass on to the people in charge of the newsletter.

We received feedback, several times, and developed the idea from all the critiques we got. After some time, we finally got a more refined header, and then eventually our final. The focus of the design was to incorporate all of the Visual Arts and to retain that panther pride while doing so.

Featured Artists



By Alya Barq



By Pilar Guethon




By Allana Nagy

Lauren Heyen and Erin Mccollum will have their paintings on display at the

Orlando Museum of Art, Orange County

K-12 Exhibit from January-April 2012

A high honor as they only chose 40 artworks to represent OCPS Art students K-12.



By Lauren Heyen



By Esther Kim




By Khadija Minhas



Gabby Serrano, 11th grade
VPA Graphic Arts student

Gabby won first place and \$30 for her **Typography project** at the **Maitland Art Festival**. This project is made up of hundreds of individual letters created in Photoshop. She spent over 34 hours in constructing this piece.

Congratulations Gabby!



Mr. Haugrud's Class Corner



Upcoming Photography Events

- Central Florida Fair
March 1-10
- Winter Park Art Festival
March 16-18
- Wall of Fame Photo Contest
May 2012, date to be announced

Career Pathways College Credit

The Communications Tech/Graphic Arts students, level II, are in the process of completing their Career Pathways Portfolio which will earn them 3 college credits through Valencia College. This portfolio consists of ten college level projects that provide the students with the skills necessary to be successful in graphic design.



Photoshop Certification

The Communication Tech/Graphic Arts students, levels II and III, will earn their Adobe Photoshop 5 Certification this year. This certification is nationally recognized by the industry and is a notable accomplishment.




Ms. Levine's Class Corner



**Orange County Environment
Art for Clean Air Contest
Congratulations To Our Winners!**

**1st Place Duc Nguyen and
3rd Place Lana Zorc.**

Their paintings will be on display for
one year in the OCE Building
and in their **2012/2013 calendar**.



2D Art Club - OPEN STUDIO


Every other week on Tuesday

with Ms. Levine

2D-Drawing & Painting in Room 177

at 2:15pm-3:15pm





Page 4

Events and Exhibits

Central Florida Fair
Art Exhibit

March 1- 11, 2012

Winter Park Sidewalk
Arts Festival

March 16-18 2012



Arts in the Community News

Orlando Mayor
Buddy Dyer
joined arts-center
leaders, students
and faculty from
area schools at the
unveiling of the

Children's Artwork
Decorates Dr.
Phillips Center
fence February
9th.

[Web Link](#)

For Inquiries about
Art shows, 2D Art Club, NAHS, and OCAEA community relations

contact: Joanna.levine@ocps.net

Contests

"People Helping People" CFE arts contest
artwork due **Monday February 27**
contact Ms. Levine for details

Art systems Art Design Contest "Who or What Inspires you?"
artwork due **March 19**—contact Ms. Levine for details.

Arts Community Service

Gift for Teaching -Thank you cards

March 2 at Southwest
Middle School

Mural on North Campus

Stadium Painting Stencil Project

Contact Ms. Levine for more details.



**AP ART Exhibit
at the ELC February 2012**

Seniors artwork on display :

Sxyvaan Pichon

Esther Kim

Brianna Decius

OCCPTA Reflections Award of Excellence

**Darryl Parrillo
11th grade student**

Congratulations!

Reflections submissions have
been forwarded to the Florida
PTA for state level judging.



By Darryl Parillo

Portrait Unit Drawings



By Adrian Costa



By Jenny Nguyen



By Taylor Black



Dr. Brown's Class Corner

The Memory Project

PARTICIPANTS

- Sebastian Bruner
- Marcelino Guzman
- Cayla Ivory
- Pilar Guethon
- Lee Pinero
- Evan Barnes
- Alexis Columbus
- Nathaniel Delgado
- Fidline Ecxat
- Miriam Hart
- Jerard Pierre-Louis
- McKenzie Byington
- William Edwards
- Eliel Ruiz
- Gelanda Fontaine
- Aaminah Gagan
- Geremia Zabala
- Samantha Pickell



By Nathaniel Delgado



By Aaminah Gagan

During our **Portrait Drawing Unit**, students learned how to create portraits using watercolor pencils and were encouraged to participate in the international **"Memory Project."**

"The goal of the Memory Project is to inspire caring, global friendship, and a positive sense of self" through art.

Students created portraits of orphaned children from Afghanistan and Honduras. The photographs we received from the organization were of children from 14 months to 13 years of age. This was a great opportunity for students to use their artist skills to help others.


Selected portraits will be displayed on the school Websites, within the community, and will be posted on campus, before they are shipped to the children.

Congratulations students on a job well done!



“SCULPT-A -FIGURE” PROJECT

This lesson was highlighted in the national *Scholastic Art Magazine*, February 2012 Issue. The artwork of **Erin McCollum**, **Aubrey Johnson**, **Emily Costello**, **Joanne Samora**, **Syxxvann Pichon**, and **Kamryn Shawron** were included in this article. Students modeled a clay figure to make a statement about the unique characteristics that make us all human.



Above: The positive forms of **Joanne's** figures holding hands create a heart shape in the negative space.

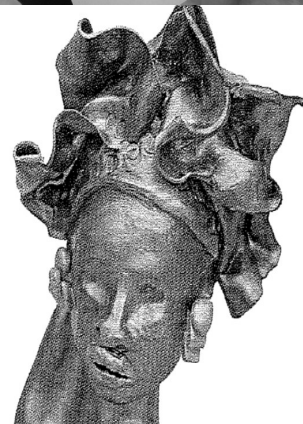
Right: **Erin** started by sketching her ideas. She tried to draw her concept from several different angles. After creating an aluminum foil maquette, Erin modeled her figure in Sculpey polymer clay.



Syxxvann's elongated figure has hands placed over the heart. It is painted red to symbolize love.

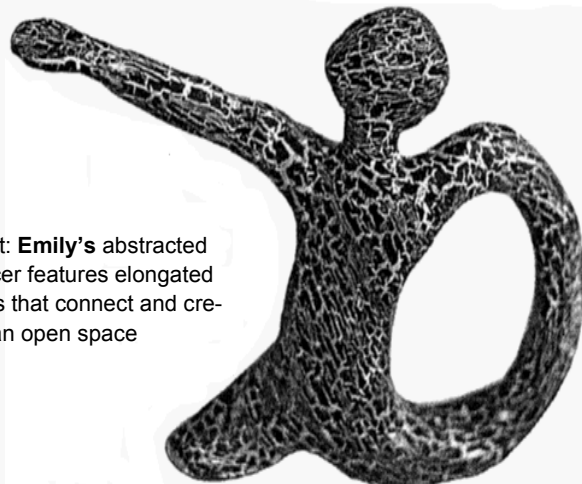


Right: **Kamryn** created a realistic sculpture of an African woman wearing an ornate headdress.



Aubrey's highly simplified mother and child are face-to-face, symbolizing their strong bond.

Right: **Emily's** abstracted dancer features elongated limbs that connect and create an open space





Recycle!

Your trash may be our TREASURE!

Found objects for observational art drawing:

- old vases, woven baskets, pieces of large mooring rope, artificial flowers and plants, woven blankets -scarves-or fabric scraps, plastic fruit and vegetables, coffee mugs, and decorative bowls

Materials:

- Paper towels, Q-tips, paint brushes, paint, art paper, poster board, jewelry supplies (beading), coffee mugs, glue, No.2 pencils, colored pencils

Thank you!

First Contact: Joanna Levine

You may also contact individual Visual Arts teachers, if necessary.