

**Panther Vision
Newsletter**

Quarter II - 2012-2013

Teacher Site Links:

- [Emily Bringardner](#)
- [Vanessa Brown](#)
- [Kara Dobrowolski](#)
- [Steve Haugrud](#)
- [Joanna Levine](#)

Important Links:

[Student Art Gallery](#)

[Visual Arts Web Site](#)

Inside this issue:

Brown's Corner	P. 1
Levine's Corner	P. 2
Dobrowolski's Corner	P. 3
Bringardner's Corner	P. 4
Haugrud's Corner	P. 5
Important Reminders	P. 6
Supplies Request	P. 7



Dr. Brown's Class Corner



Charcoal Portraits


Drawing I students created portraits from photographs, as well as self-portraits. While learning how to use charcoal to create facial proportion and depth through shading, they discovered that although the same model may be used by many, what is "seen" is then **uniquely** rendered by each artist. ([click here to see video.](#))



Morgan Wailles

"Tiffany Inspired"
Oil Pastel
Stain Glass Design Project

([See more designs](#))



Kynedy Naab


Illustration Unit

Drawing and Painting students discussed book illustrating as a career choice, as they viewed and analyzed several works of children's book author and illustrator, **John Rocco**.

They then planned and designed their own book cover illustrations. ([See more Illustrations](#))



Carmen Rodriguez



Shaz Esmail

Expressionist Paintings Project

Students created portrait paintings influenced by works from the *Expressionist Art Movement*. ([Click here to see video.](#))



Hana El Bakkali

([Click here to see video from Landscape Unit.](#))



Ms. Levine's Class Corner



Page 2



Gabby Schafer

"Envision Sustainability" Art Contest Winners:

1st Place: **Haley Marshall** and **Gabby Schafer**

2nd Place: **Irma Diaz** and **Anaiese Majetich**

3rd Place: **Laura Bernate**

Their artwork will be in the **2014 Envision Sustainability Calendar**. Their artwork will also be on display at the **Orange County City Hall Lobby** in April 2013.

Students receive the following awards:

1st Place

Orange County Regional History Center
Family package- \$300,

2nd Place

Family pack for the Orlando Science
Center-\$75

3rd Place

\$25 Gift certificate to Art Systems

Ms. Levine's art program received \$100
gift.



Haley Marshall



Anaiese Majetich




Irma Diaz



Laura Bernate



Alisa Le



Paige Collins

AP ART Exhibit:

Ronald Blocker Education Leader Center

Please congratulate **Paige Collins**.
Her artwork will be on display
January – April 2013 at the
Orlando Museum of Art

AP Art Students representing DPHS were:

Tran Le


Alisa Le

Gabby Serrano



Gabby Serrano

Congratulations!



Mrs. Dobrowolski's Class Corner

Ceramics students are currently mastering the **slab technique** in clay. *Slabs are flat sheets of clay that can be joined together to create a variety of interesting forms.*

Ceramics I students just completed a slab box project and **Ceramics Portfolio** students are finishing slab pitcher and cup sets.

Excellent Progress!

Slab box instructions:

1. Make a square template out of a manila folder.
2. Roll out a flat slab of clay and cut out 6 squares using the template.
3. Bevel each edge of all 6 squares. To bevel means to cut on a 45 degree angle.
4. Attach the squares together by scoring and slipping each edge and adding a reinforcement coil.
5. Before attaching the top square mark it with a "T" so that you will know which side to cut off.
6. Paddle the cube to fix any rounded edges and perfect the shape.
7. Choose a theme for the slab box and cut off the lid.
8. Decorate!



Portfolio student:
Erica Figueroa

Ceramics Studio Renovation Update

The studio renovations are coming along nicely!

At this point, the room has been completely gutted and is ready to be revamped. **We are so excited** for the studio to be finished and reopened at the start of the 2013-2014 school year!





Mrs. Bringardner's Class Corner

Page 4

Teacher Site Links:

- [Emily Bringardner](#)
- [Vanessa Brown](#)
- [Kara Dobrowolski](#)
- [Steve Haugrud](#)
- [Joanna Levine](#)

Important Links:

- [Student Art Gallery](#)
- [Visual Arts Calendar](#)
- [Visual Arts Web Site](#)



The students in Mrs. Bringardner's classes enjoyed a visit from **Universal** artist, **Wayne Roberts** during the "Teach-In" program. The "hands-on" presentation was all about the making of **3-D movie props** and the importance of following your dreams.

It was both inspiring and informative—and it was fun to have **E.T. in our classroom!**



E.T. Came To Visit!



SILHOUETTES (Negative and Positive Space)

The students created some very expressive quick collages of silhouettes of their choice – pictured are the **Family** silhouette by **Lauren Hampton** and **Trojan** silhouette by **Kymani Davis**.



Lauren Hampton



Great Work!


Kymani Davis

Enlarging Drawings Using a Grid

Also, we learned how to do an "ABC-123" **grid-drawing**, starting with a drawing of Michael Jackson, and then with a subject of our choice.



Sabrina Weeks



Cody Speirs



Maria Perez



Mr. Haugrud's Class Corner



Futuristic Project

Mr. Haugrud's computer layout and design project, "**Futuristic**," was inspired by Hanna-Barbera's cartoon, "The Jetsons." The students used Photoshop to design what things could be like in the distant future. Their design could be a future product, automobile, landscape or city. A great imagination was essential to the success of this project. **Gabby Serrano's Ocular Cinema** allows one to view a movie in a contact lens. **Paulina Clapperton** came up with "mood enhancing gum". **Honesty Earle** designed a "CorrectoPen" that can fix any blemish, wrinkle, or age spot.



Honesty Earle



Pauline Clapperton




Gaby Serrano

Magazine Cover Project

Level one Communications Tech/Graphic Arts students have each been busy designing magazine covers. The assignment required the students to come up with an original magazine name, photo, date, price, and three to five featured articles titles. Featured is **Anika Nana** for her *African Safari* Magazine cover and **Daniel Santos** for his *Varsity Soccer* Magazine.

Great Work!




Daniel Santos

Congratulations!

Wall of Fame Photo Contest


The **2013 Wall of Fame Photo** contest will be held in May (date yet to be determined). Each year judges, associated with the **Orlando Museum of Art**, select the **top 30** photos from over 200 entries. These photos will hang in the front office of Dr. Phillips High School for one year. **Scholarships are awarded to the top three winners.** The contest is open to all communications/graphic arts students. Last year, first place was awarded to **Santiago Garcia**.



Santiago Garcia



Anika Nana



IMPORTANT REMINDERS

Teacher Site Links:

- [Emily Bringardner](#)
- [Vanessa Brown](#)
- [Kara Dobrowolski](#)
- [Steve Haugrud](#)
- [Joanna Levine](#)

Important Links:

- [Student Art Gallery](#)
- [Visual Arts Calendar](#)
- [Visual Arts Web Site](#)

NAHS

National Art Honor Society

Ten hours of Art Community service is required.

.Gift for Teaching Master Oil pastel artworks due Tuesday, January 22, 2013
Earn 5 hours of community service

Contacts: Ms. Levine (joanna.levine@ocps.net)

Art Club

Art Club - Every other Tuesday, from 2:15pm-3:15pm.

Contacts: Ms. Levine (joanna.levine@ocps.net)

Mrs. Dobrowolski (kara.dobrowolski@ocps.net)

Open to ALL students

Exhibits and Contests

AP ART Exhibit at the Ronald Blocker Education Leader Center

AP Art Students representing Dr Phillips High School are

Tran Le, Alisa Le and Gabby Serrano.

Reception - Tuesday, January 29, 2013 from 5 – 6 PM

Winter Park Arts Festival Art Exhibit

(Field Trip March 15-17, 2013)

Central Florida Fair Art Exhibit

February 2013 Deadline TBA

Art Systems Cover Art Contest

Deadline March 18, 2013

Windermere Art Exhibit

April 5-7, 2013 Deadline TBA

For more information, contact Ms. Levine.



Recycle!

Your trash may be our TREASURE!

Need objects for observational art drawing:

- old vases, woven baskets, pieces of large mooring rope, artificial flowers and plants, woven blankets -scarves-or fabric, plastic fruit and vegetables, coffee mugs, and decorative bowls

Need Materials:

- Paper plates, Q-tips, sponges, yogurt cups, poster board, jewelry supplies (beading), pencils, plastic cups and bowls, newspaper

Contact:

Dr. Brown lillie.brown@ocps.net

or

Ms. Levine joanna.levine@ocps.net