



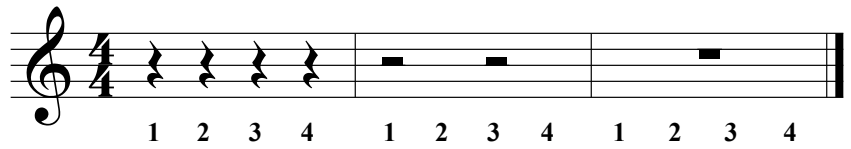
Rests

Rests are used in music to indicate silence.

A **quarter rest** () = 1 beat

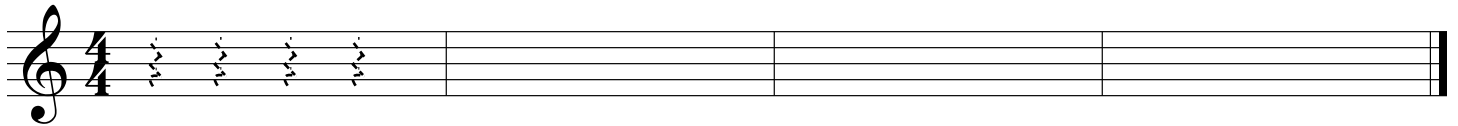
A **half rest** () = 2 beats

A **whole rest** () = 4 beats




1. Practice drawing quarter rests by tracing over the outlines.


Draw four quarter rests in each blank measure.



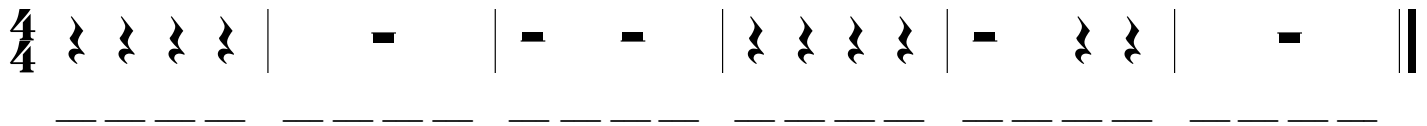
2. Draw two half rests in each blank measure.



3. Draw one whole rest in each blank measure.



4. Write the count below the rests.



5. Write the count below the notes and rests, then clap and count the rhythm out loud.



6. Write the count below the notes and rests, then add the missing bar lines.



Notes and Rests

Complete these exercises.

Make sure each measure contains four beats.

A **quarter note** (♩) = 1 beat A **quarter rest** (♩) = 1 beat

A **half note** (♪) = 2 beats A **half rest** (♪) = 2 beats

A **whole note** (♩) = 4 beats A **whole rest** (♩) = 4 beats

1. Each measure in the next two exercises is missing one rest.
Complete each measure by adding the appropriate rest.

A

B

2. This song is missing bar lines. Fill in the missing barlines

Time Signatures - $\frac{4}{4}$

Time signatures appear at the beginning of a piece of music. They are made up of two numbers.



The top number indicates the number of beats per measure.
The bottom number indicates which note will get one beat.

In $\frac{4}{4}$ time there are four beats in each measure.

- A **quarter note** (♩) = 1 beat
- A **half note** (♮) = 2 beats
- A **whole note** (♩) = 4 beats

1. Clap the rhythm while counting the beats out loud.

$\frac{4}{4}$ ♩ ♩ ♩ ♩ | ♩ | ♩ ♩ | ♩ ♩ ♩ ♩ | ♩ | ♩ ♩ | ♩

1 2 3 4 1 2 3 4 1 2 3 4 1 2 3 4 1 2 3 4

2. Write the count below the notes and then clap the rhythm while counting the beats out loud.

$\frac{4}{4}$ ♩ ♩ ♩ ♩ | ♩ ♩ ♩ | ♩ ♩ ♩ ♩ | ♩ ♩ ♩ ♩ | ♩ ♩ | ♩

3. Write a $\frac{4}{4}$ time signature after the clef sign.

Write the count below the notes and then clap the rhythm while counting the beats out loud.

♩ ♩ ♩ ♩ | ♩ ♩ ♩ ♩ | ♩ ♩ ♩ ♩ | ♩ ♩ ♩ ♩ | ♩ ♩ | ♩

4. Write a $\frac{4}{4}$ time signature after the clef sign.

Write in the count below the notes.

Draw the missing bar lines.

♩ ♩ ♩ ♩ | ♩ ♩ ♩ ♩ | ♩ ♩ ♩ ♩ | ♩ ♩ ♩ ♩ | ♩ ♩ ♩ ♩ | ♩ ♩ ♩ ♩ | ♩

5. Write in the count below the notes and add the missing barlines.


$\frac{4}{4}$ ♩ ♩ ♩ ♩ | ♩ ♩ ♩ ♩ | ♩ ♩ ♩ ♩ | ♩ ♩ ♩ ♩ | ♩ ♩ ♩ ♩ | ♩ ♩ ♩ ♩ | ♩







Eighth Notes and Eighth Rests

The rhythmic value of an **eighth rest** is one half of a beat.

Use a plus sign (+) when writing the count for eighth notes and eighth rests.

An **eighth rest** () = 1/2 beat

An **eighth note** () = 1/2 beat


					
1	+	2	+	3	4
spoken: one and two and three four and					

1. Clap the rhythm while counting out loud.




 1 + 2 + 3 4 1 + 2 3 + 4 1 2 3 + 4 + 1 + 2 + 3 4

2. Write the count below the notes and then clap the rhythm while counting out loud.




3. Write the count below the notes and then clap the rhythm while counting out loud.




4. Some eighth notes are missing their flags or beams. Draw the missing flags and beams.



5. Write in the count below the notes and then add the missing barlines.



6. Some eighth notes are missing their flags or beams. Draw the missing flags and beams.



Matching - Articulations

Draw a line connecting the articulation or symbol with its definition.

Articulations

>

•

^

≡

-

≡

•-

.>

,

Definition

short and accented

very accented, separated

breath mark

held to full value

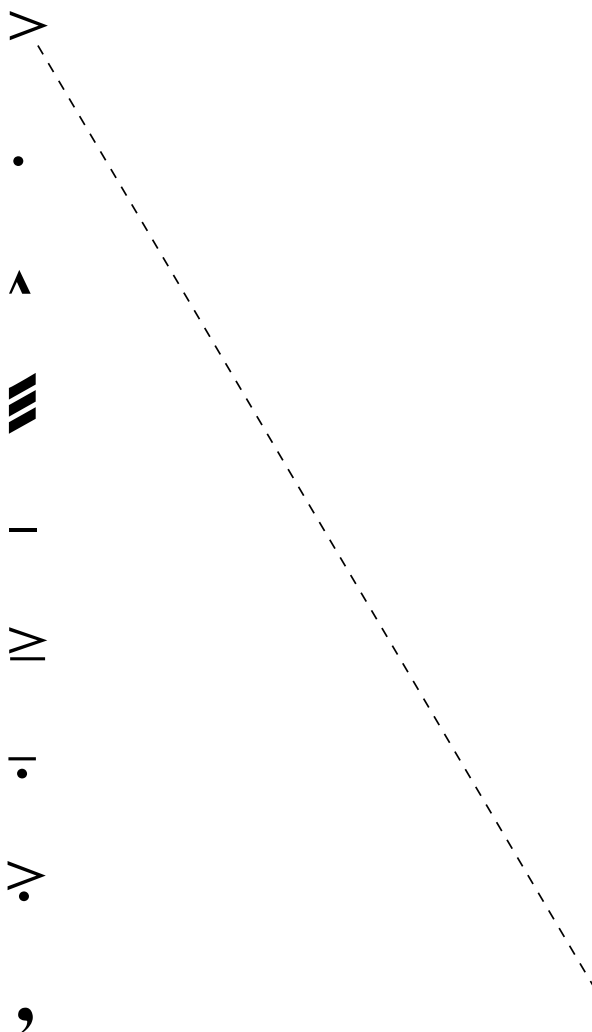
tremolo

accented and held to full value

play note shorter than written

play full value but detached

accented



Matching - Expressions I

Draw a line connecting the expression with its definition.

Expression

legato

marcato

tutti

espressivo

dolce

leggiero

a2

simile

sempre

subito

meno mosso

cantabile

pesante

Definition

always

two parts playing in unison

lightly

all play

accented, separated

smoothly

heavily

less quickly

sweetly, softly

singing

in the same way

expressive

suddenly